



Protea International Hedge Fund SICAV plc

Minimum Disclosure Document: Class C1 Non-Institutional Class Shares (EUR)

30 June 2024

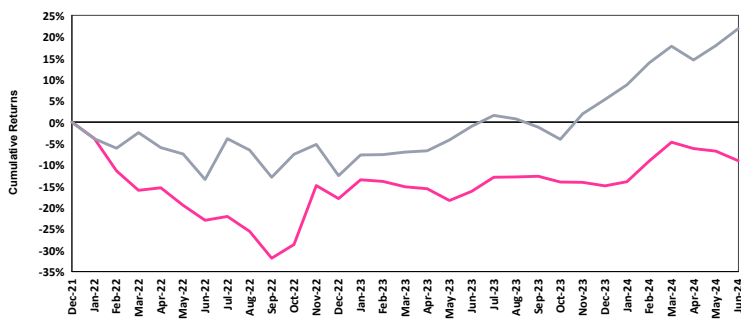
Fund Profile

The Protea International Hedge Fund SICAV plc ("Fund") is organised under the laws of Malta as a multi class public limited liability company with variable share capital (SICAV) pursuant to the Companies Act (Chapter 386 of the Laws of Malta). The Fund is licensed by the Malta Financial Services Authority ("MFSA") to carry out the activities of a collective investment scheme in the form of a professional investor fund targeting qualifying investors, with registration number SV576 and registered address at 36, Manoel de Vilhena Street, Gzira GZR1012, Malta. The Fund is approved by the Financial Sector Conduct Authority ("FSCA") in South Africa under Section 65 of the Collective Investment Scheme Control Act 2002 and has been categorised as a Collective Investment Scheme for public sale in South Africa. The investment manager systematically identifies individual mispriced securities whilst ensuring sufficient diversification to guard against inappropriate risk concentration. The fund focuses on developed market listed equities worldwide without any limitation to equities of a particular market sector, region, industry of market capitalization, with a maximum gross exposure limit of 400% (i.e. maximum 4x leverage).

Investment Strategy

The portfolio is managed as a long/short hedge fund. Its core strategy is to be long undervalued equities and short overvalued equities whilst ensuring that there is sufficient diversification to guard against inappropriate risk concentration. The equities are selected by following a "quantamental" investment approach, which combines traditional fundamental analysis with quantitative investment techniques.

Cumulative Performance Since Inception



Protea International Hedge Fund SICAV plc MSCI World TR Index
Fund Source: Apex Fund and Corporate Services SA as at June 2024

Return Analysis (EUR)

	Fund	MSCI World TR Index (EUR)
1 Year	8.50%	23.03%
2 Years (annualised)	8.70%	18.63%
3 Years (annualised)	n/a	n/a
5 Years (annualised)	n/a	n/a
Since Inception (annualised)	-3.73%	8.22%

Risk Analysis

	Fund	MSCI World TR Index (EUR)
Sharpe Ratio	-0.26	0.46
Sortino Ratio	-0.56	0.86
Standard Deviation	17.64%	14.79%
Best Month	19.28%	11.00%
Worst Month	-8.48%	-7.75%
Highest Rolling 12 Months	28.14%	26.65%
Lowest Rolling 12 Months	-10.08%	-12.55%
Largest Cumulative Drawdown	-31.89%	-13.42%
% Positive Months (Since Inception)	40.00%	60.00%
Value at Risk (VaR) 95%	5.71%	

Fund Details

Risk Profile:	High
Investment Manager:	Protea Capital Management (Pty) Ltd.
Fund size (in Millions):	\$ 4.0
NAV Price (Inception):	€ 1,000
NAV Price (as at month end):	€ 909.46
Number of Units:	4 428.88
ISIN Number:	MT7000031324
Inception Date:	10 January 2022
Minimum Investment:	€ 100,000
Subscription Frequency:	Weekly (before 10am on a Friday)
Redemption Frequency:	Weekly
Redemption Notice:	One Week

Fees

Service Fee:	1.25% p.a (excl.VAT)
Performance fee (uncapped):	20% of the total performance (after deductions of the annual base fee) above the high-water mark (excl. VAT).

Cost Ratios (incl. VAT)

Total Expense Ratio (TER%):	5.71%
Transactions Costs Ratio (TC%):	0.00%
*Total Investment Charges (TIC%):	5.71%

Performance Fee (PF) Included in TER: 0.00%

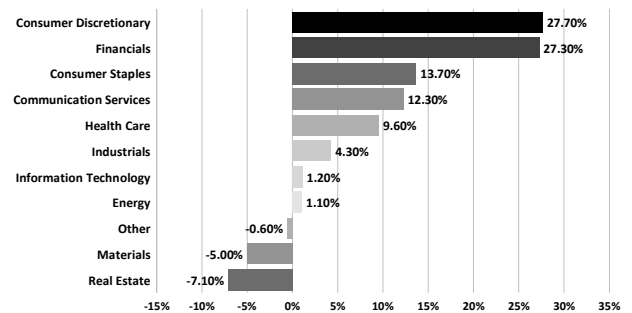
Investment Manager contact details	Protea Capital Management (Pty) Ltd
Telephone Number:	+27 11 822 2154
Website:	www.proteacapitalmanagement.com
Auditor:	Mazars Malta

*Total Investment Charges (TIC%) = TER (%) + TC (%)

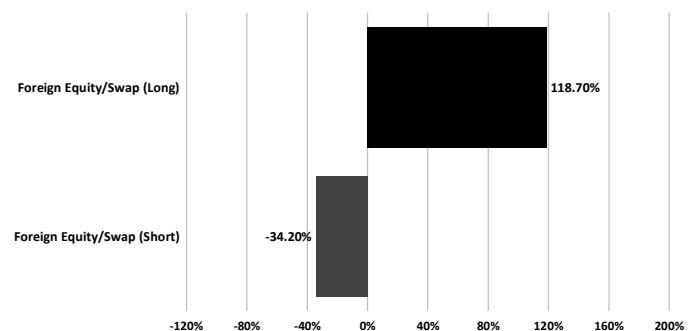
Portfolio Objective

The main objective of the Fund is to focus on extracting alpha returns from equity markets worldwide.

Sector Allocation



Asset Allocation





Protea International Hedge Fund SICAV plc

Minimum Disclosure Document: Class C1 Non-Institutional Class Shares (EUR)

30 June 2024

Increase in NAV Attributable to Investors

	Jan	Feb	Mar	Apr	May	Jun	Jul	Aug	Sep	Oct	Nov	Dec	Total
2022	-3.83%	-7.88%	-5.13%	0.67%	-4.87%	-4.36%	1.21%	-4.47%	-8.48%	4.75%	19.28%	-3.54%	-17.91%
2023	5.34%	-0.39%	-1.54%	-0.46%	-3.31%	2.69%	3.92%	0.07%	0.13%	-1.54%	-0.09%	-0.89%	3.66%
2024	1.15%	5.61%	4.84%	-1.54%	-0.64%	-2.44%							6.88%

The annualized total return is the average return earned by an investment each year over a given time period, since date of the launch of the fund. Actual annual figures are available from the manager on request. The highest and lowest 1-year returns represent the highest and lowest actual returns achieved during a 12-month rolling period year since the original launch date of the portfolio. The performance figures given show the yield on a Net Asset value ("NAV") basis. The yield figure is not a forecast. Performance is not guaranteed, and investors should not accept it as representing expected future performance. Individual investor performance may differ as a result of initial fees, time of entry/actual investment date, date of reinvestment, and dividends withholding tax. Performance is calculated for a lump sum investment on a Net Asset Value basis. The performance figures are reported net of fees with income reinvested.

Market Commentary

The respective June returns for the three Non-Institutional share classes of the fund were -3.6% in US Dollars (USD), -2.4% in Euros (EUR), and -2.9% in British Pounds (GBP). The MSCI World Index returned +2.0% in USD, +3.3% in EUR, and +2.7% in GBP for the month. In terms of our sub-strategies, Longs detracted 2.7%, while Shorts detracted 0.4%. Special Situations and Futures & Options made no contribution for the month, while Currency translation accounted for the balance of the impact on the fund's instrument-level return.

Longs listed in the USA, Switzerland, Japan, and in Australia contributed positively for the month. Longs listed in Canada, Great Britain, the Eurozone, Denmark, Norway, Sweden, Singapore, and in Hong Kong detracted from June's performance. Our top Longs for the month were an emerging market bank, a social media platform company, and a technology conglomerate. Our worst-performing Longs were a European leisure vehicle manufacturer, an American building products retailer, and a global motor vehicle manufacturer. Our Eurozone Longs had a materially negative impact on the fund this month due to political uncertainty in France. We trimmed many of our USA Longs as their prices rose above our estimate of fair value. Year-to-date, Longs have contributed 6.8% to the fund's return.

Shorts listed in Great Britain, the Eurozone, Switzerland, Denmark, Norway, and in Sweden contributed positively for the month. Shorts listed in the USA detracted from the fund's June return. Our top Shorts were a wind turbine manufacturer, a renewal energy company, and a telecommunication infrastructure provider. Our worst-performing Shorts were an autonomous vehicle company, a medical equipment manufacturer, and an electric vehicle manufacturer. Year-to-date, Shorts have detracted less than 1% from the fund's return.

We held no Special Situation or Future & Option positions in the fund during the past month. Year-to-date, Currency translation has detracted 1.2% from the fund's return.

Many of our largest detractors for June have been top contributors over the past year, indicating how market movements over the short-term can diverge meaningfully from movements over the long-term. We view such divergences as opportunities for long-term gain.

Please Note: The above commentary is based on reasonable assumptions and is not guaranteed to occur.

Portfolio Valuation & Transaction Cut-Off

To invest in the portfolio, e-mail international@proteacapitalmanagement.com

The portfolio is valued weekly. The weekly transaction cut-off for the processing of investment subscriptions at the end of the calendar week is 10am Central European Time (CET) on a Friday. In the event of a Friday being a public holiday in Malta, the cut-off time is 10am Central European Time (CET) on the preceding Thursday.

All instructions received after the above cut-off time will be processed for the following week.

Risk Profile

Risk Level: **Low** **Low-Medium** **Medium** **Med-High** **High**

The risk category shown is not guaranteed and may change over time. The lowest category does not mean the investment is risk free. There may be other special areas of risk relating to the investment including liquidity risk, credit risk, market risk, and settlement risk. The Investment Manager does not render financial advice. Our risk indicator does not imply that the portfolio is suitable for all types of investors. You are advised to consult your financial adviser.

Total Expense Ratio

A higher TER does not necessarily imply a poor return, nor does a low TER imply a good return. The current TER may not necessarily be an accurate indication of future TER's. Transaction Costs are a necessary cost in administering the financial product and impacts financial product returns. It should not be considered in isolation as returns may be impacted by many other factors over time including market returns, the type of financial product, the investment decisions of the investment manager and the TER.



Protea International Hedge Fund SICAV plc
Minimum Disclosure Document: Class C1 Non-Institutional Class Shares (EUR)

30 June 2024

 **Fund Risk**

Leverage Risk:	The Fund borrows additional funds, trades on margin or performs short sale trades to amplify investment decisions. This means that the volatility of a hedge fund portfolio can be many times that of the underlying investments due to leverage on a fund.
Derivative Risk:	Derivative positions are financial instruments that derive their value from an underlying asset. Derivatives are exposed to implicit leverage which could result in magnified gains and/or losses on the portfolio.
Counterparty Credit Risk	Counterparty risk is a type of credit risk and is the risk of default by the counterparty associated with trading derivative contracts. An example of counterparty credit risk is margin or collateral held with a prime broker.
Volatility Risk:	Volatility refers to uncertainty and risk related to size of change of an instrument or portfolio. It is a statistical measure of the dispersion of returns for a given security or market index. Volatility is proportional to the directional exposure of a portfolio and is measured by Value at Risk (VaR) which is a statistical technique used to measure and quantify the level of volatility.
Concentration and Sector Risk:	A large proportion of total assets invested in specific assets, sectors or regions. Concentrated positions or concentrated sectors in a portfolio will material impact the returns of the portfolio more so than diversified portfolios.
Correlation Risk:	A measure that determines how assets move in relation to each other. Correlation risk arises when the correlation between asset-classes change. Correlation risk also arises when the correlation within an asset-class changes. Examples of correlation within asset classes include equity pairs trading, fixed income curve trading and commodities pairs trading.
Equity Risk:	The market price of shares varies depending on supply and demand of the shares. Equity risk is the risk of loss due to the drop in the market price of shares.
Currency/Exchange Rate Risk:	Assets of a fund may be denominated in a currency other than the Base Currency of the fund and changes in the exchange rate between the Base Currency and the currency of the asset may lead to a depreciation of the value of the fund's assets as expressed in the Base Currency.

 **Glossary**

Net Asset Value (NAV):	Means net asset value, which is the total market value of all assets in a portfolio including any income accruals and less and deductible expenses such as audit fees, brokerage and service fees.
Annualised Return:	Is the weighted average compound growth rate over the performance period measured.
Highest & Lowest Return:	The highest and lowest rolling twelve-month performance of the portfolio since inception.
Total Expense Ratio (TER):	Reflects the percentage of the average Net Asset Value (NAV) of the portfolio that was incurred as charges, levies and fees related to the management of the portfolio. A higher TER does not necessarily imply a poor return, nor does a low TER imply a good return. The current TER cannot be regarded as an indication of future TER's.
Transaction Costs (TC):	Is the percentage of the value of the Fund incurred as costs relating to the buying and selling of the Fund's underlying assets. Transaction costs are a necessary cost in administering the Fund and impacts Fund returns.
Total Investment Charge (TIC):	Should not be considered in isolation as returns may be impacted by many other factors over time including market returns, the type of Fund, investment decisions of the investment manager.
Total Investment Charges (TIC%):	= TER (%) + TC (%): The Total Investment Charges (TIC), the TER + the TC, is the percentage of the net asset value of the class of the Financial Product incurred as costs relating to the investment of the Financial Product. It should be noted that a TIC is the sum of two calculated ratios (TER+TC).
Leverage/Gearing:	The use of securities, including derivative instruments, short positions or borrowed capital to increase the exposure beyond the capital employed to an investment.
Alpha:	Denoted the outperformance of the fund over the benchmark.
Sharpe Ratio:	The ratio of excess return over the risk-free rate divided by the total volatility of the portfolio.
Sortino Ratio:	The ratio of excess return over the risk-free rate divided by the downside deviation of the portfolio.
Standard Deviation:	The deviation of the return of the portfolio relative to its average.
Drawdown:	The greatest peak to trough loss until a new peak is reached.
Correlation:	A number between -1 and 1 indicating the similarity of the dispersion of returns between the portfolio and another asset or index with 1 being highly correlated, -1 highly negatively correlated and 0 uncorrelated.
Value at Risk (VaR):	Value at risk is the minimum loss percentage that can be expected over a specified time period at a predetermined confidence level.



Protea International Hedge Fund SICAV plc

Minimum Disclosure Document: Class C1 Non-Institutional Class Shares (EUR)

30 June 2024

Mandatory Disclosures

Protea Capital Management (Pty) Ltd, Registration Number: 2015/327243/07, is an authorised Financial Services Provider (FSP49796) under the Financial Advisory and Intermediary Services Act of South Africa (No. 37 of 2002), acting in the capacity as investment manager.

The Protea International Hedge Fund SICAV Plc is approved by the FSCA under Section 65 of the Collective Investment Scheme Control Act 2002 and has been categorised as a Collective Investment Scheme for public sale in South Africa.

Collective Investment Schemes (CIS) should be considered as medium to long-term investments. The value may go up as well as down and past performance is not necessarily a guide to future performance. Collective Investments are traded at the ruling price and can engage in scrip lending and borrowing. A schedule of fees, charges and maximum commissions is available on request from the Manager. There is no guarantee in respect of capital or returns in a portfolio. A CIS may be closed to new investors in order for it to be managed more efficiently in accordance with its mandate. CIS prices are calculated on a net asset basis, which is the total value of all the assets in the portfolio including any income accruals and less any permissible deductions (brokerage, STT, VAT, auditor's fees, bank charges, trustee and custodian fees and the annual management fee) from the portfolio divided by the number of participatory interests (units) in issue. Forward pricing is used.

Past performance is not indicative of future results. Current and future results may be lower or higher than those shown. An investor in the fund may experience a loss. No investor or prospective investor should assume that any information presented in this fact sheet serves as the receipt of, or a substitute for, personalized individual advice from Protea International Hedge Fund SICAV Plc or any other investment professional.

The Fund's Total Expense Ratio (TER) reflects the percentage of the average Net Asset Value (NAV) of the portfolio that was incurred as charges, levies and fees related to the management of the portfolio. A higher TER does not necessarily imply a poor return, nor does a low TER imply a good return. The current TER cannot be regarded as an indication of future TER's. During the phase in period TER's do not include information gathered over a full year.

Transaction Costs (TC) is the percentage of the value of the Fund incurred as costs relating to the buying and selling of the Fund's underlying assets. Transaction costs are a necessary cost in administering the Fund and impacts Fund returns. It should not be considered in isolation as returns may be impacted by many other factors over time including market returns, the type of Fund, investment decisions of the investment manager and the TER.

This is a marketing communication. Further fund details, including risks, fees and expenses, and other information, such as the Offering Memorandum, Key Investor Information Documents (KIIDs) and other documentation (collectively, the Fund Documents), which can be obtained by emailing: information@apexfs.group or calling: +27 11 822 2154. Please refer to the Fund Documents and consider all of a fund's characteristics before making any final investment decisions.

This document is for information purposes only and does not constitute or form part of any offer to issue or sell or any solicitation of any offer to subscribe for or purchase any particular investments. Opinions expressed in this document may be changed without notice at any time after publication. We therefore disclaim any liability for any loss, liability, damage (whether direct or consequential) or expense of any nature whatsoever which may be suffered as a result of or which may be attributable directly or indirectly to the use of or reliance upon the information.

Disclaimer

This document is confidential and issued for the information of the addressee and clients of the Investment Manager only. It is subject to copyright and may not be reproduced in whole or in part without the written permission of the Investment Manager. The information, opinions and recommendations contained herein are and must be construed solely as statements of opinion and not statements of fact. No warranty, expressed or implied, as to the accuracy, timeliness, completeness, fitness for any particular purpose of any such recommendation or information is given or made by the Investment Manager in any form or manner whatsoever. Each recommendation or opinion must be weighed solely as one factor in any investment or other decision made by or on behalf of any user of the information contained herein and such user must accordingly make its own study and evaluation of each strategy/security that it may consider purchasing, holding or selling and should appoint its own investment or financial or other advisers to assist the user in reaching any decision. The Investment Manager will accept no responsibility of whatsoever nature in respect of the use of any statement, opinion, recommendation or information contained in this document. This document is for information purposes only and does not constitute advice or a solicitation for funds.